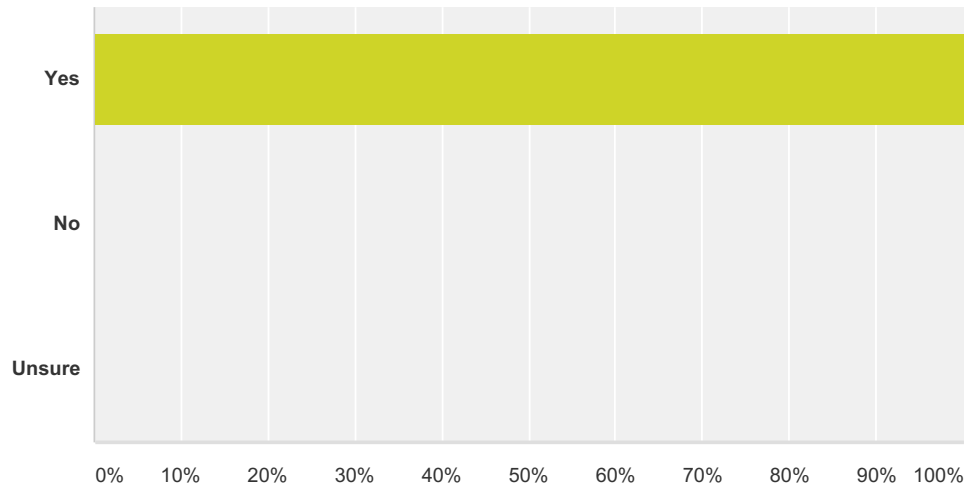


Q1 I think the planters built by Father Nature have improved the look of my street.

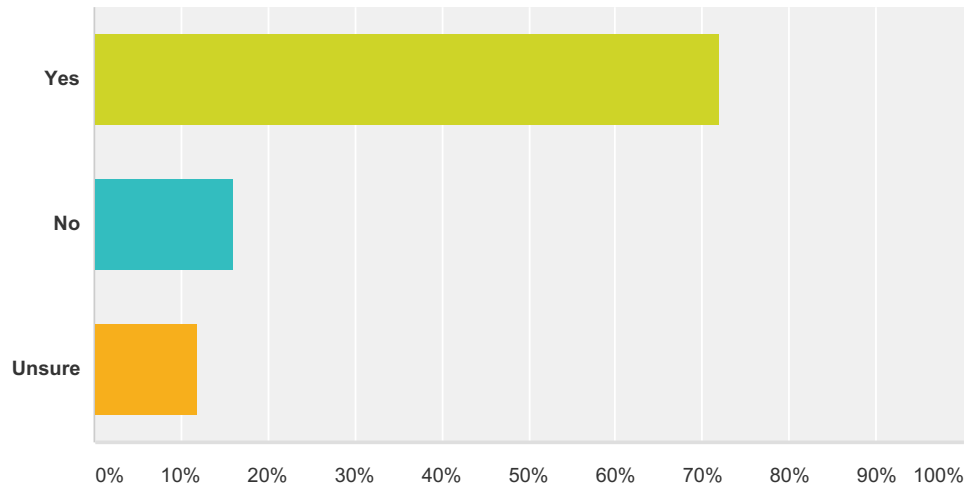
Answered: 25 Skipped: 0



Answer Choices	Responses
Yes	100.00% 25
No	0.00% 0
Unsure	0.00% 0
Total Respondents: 25	

Q2 I take more pride in my street since the planters arrived.

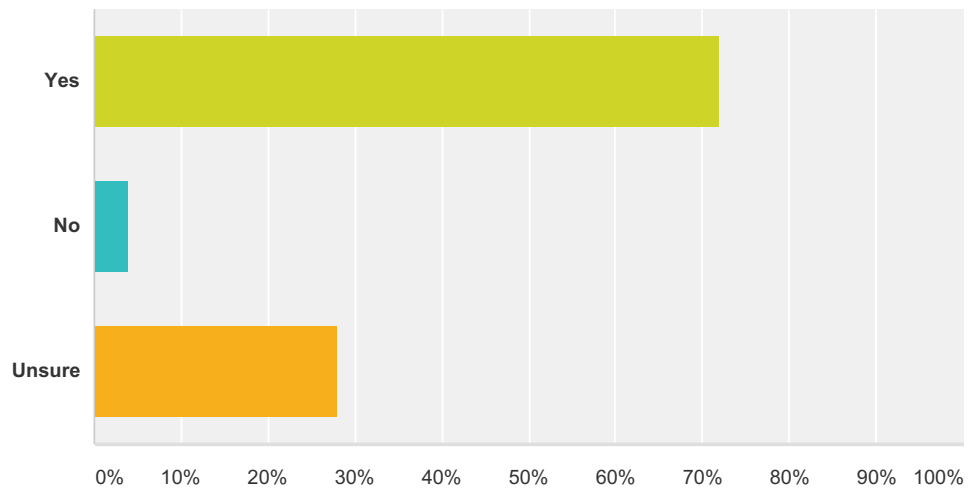
Answered: 25 Skipped: 0



Answer Choices	Responses
Yes	72.00% 18
No	16.00% 4
Unsure	12.00% 3
Total Respondents: 25	

Q3 The planters have made my street a friendlier place.

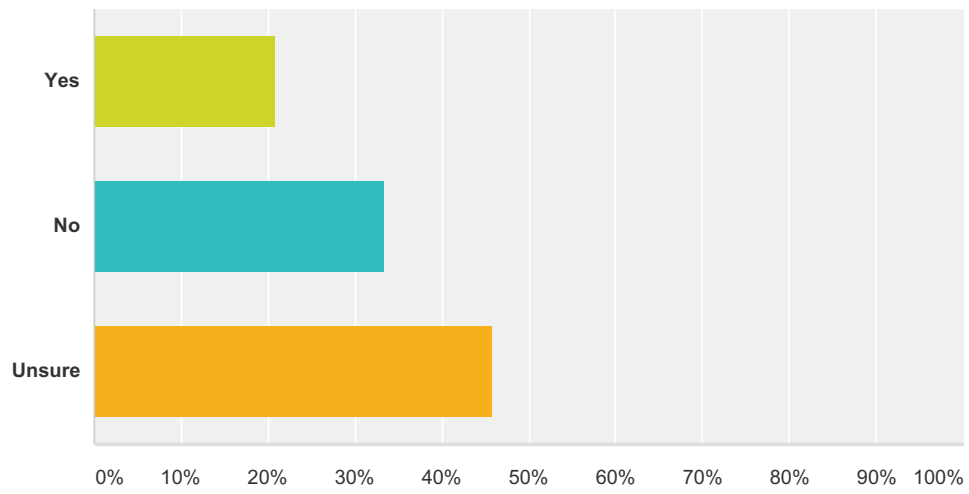
Answered: 25 Skipped: 0



Answer Choices	Responses
Yes	72.00% 18
No	4.00% 1
Unsure	28.00% 7
Total Respondents: 25	

Q4 The planters seem effective at calming local traffic.

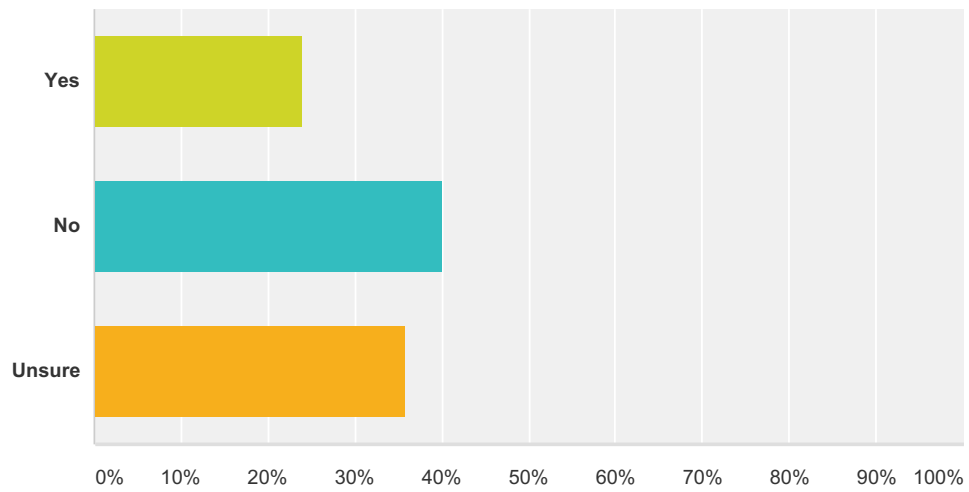
Answered: 24 Skipped: 1



Answer Choices	Responses
Yes	20.83% 5
No	33.33% 8
Unsure	45.83% 11
Total Respondents: 24	

Q5 I feel safer from the traffic on the street since the planters arrived.

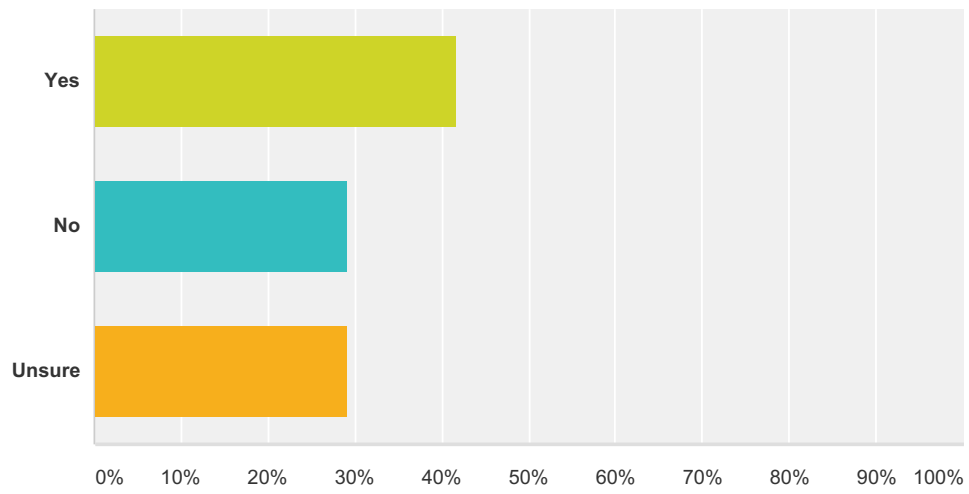
Answered: 25 Skipped: 0



Answer Choices	Responses
Yes	24.00% 6
No	40.00% 10
Unsure	36.00% 9
Total Respondents: 25	

Q6 I think the planters help tackle local traffic pollution.

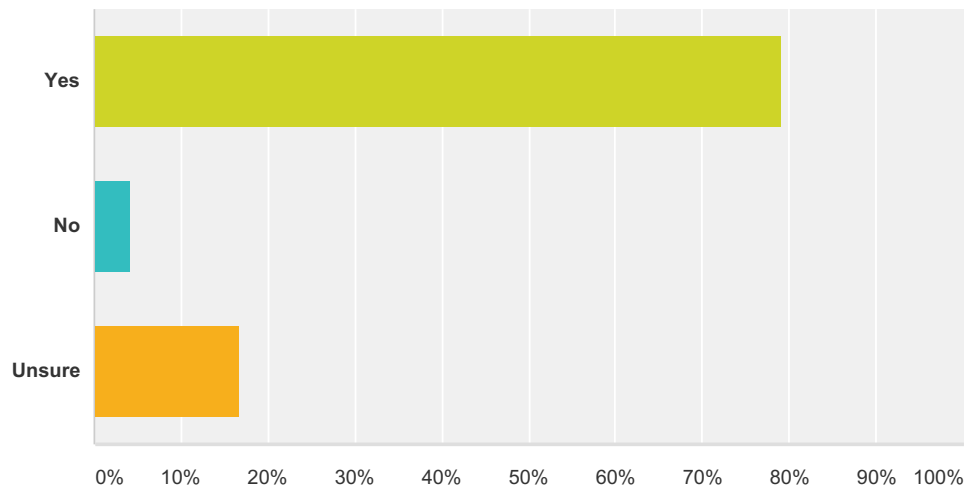
Answered: 24 Skipped: 1



Answer Choices	Responses
Yes	41.67% 10
No	29.17% 7
Unsure	29.17% 7
Total Respondents: 24	

Q7 The planters encourage respect for the local environment.

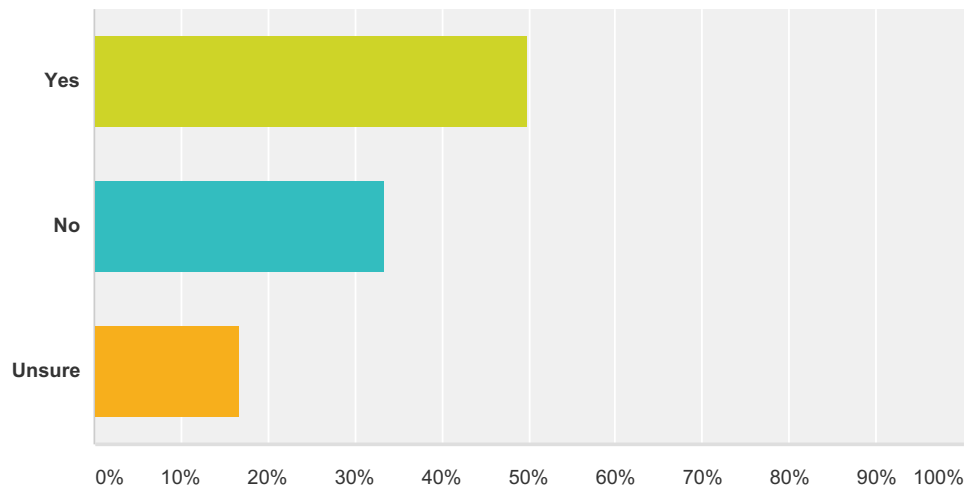
Answered: 24 Skipped: 1



Answer Choices	Responses
Yes	79.17% 19
No	4.17% 1
Unsure	16.67% 4
Total Respondents: 24	

Q8 The planters have reduced fly tipping in my street.

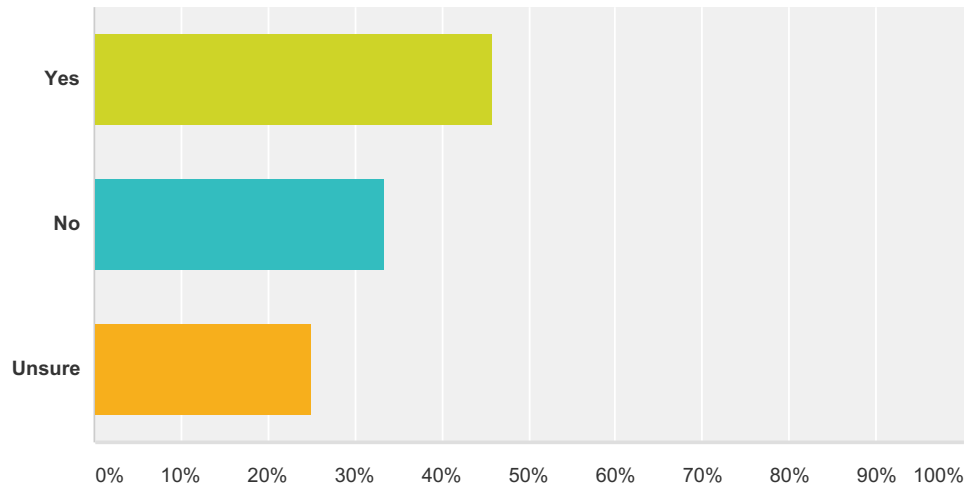
Answered: 24 Skipped: 1



Answer Choices	Responses	
Yes	50.00%	12
No	33.33%	8
Unsure	16.67%	4
Total Respondents: 24		

Q9 The planters have reduced litter in my street.

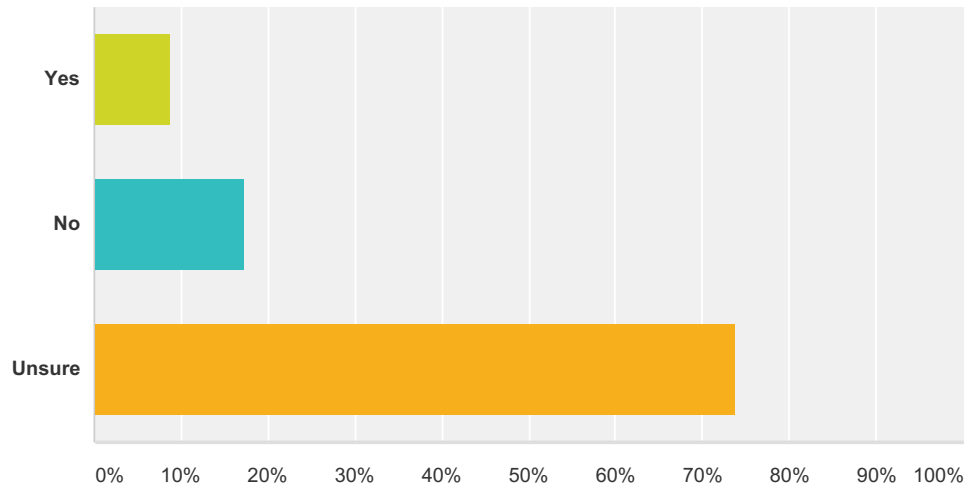
Answered: 24 Skipped: 1



Answer Choices	Responses
Yes	45.83% 11
No	33.33% 8
Unsure	25.00% 6
Total Respondents: 24	

Q10 Crime in my area appears less since the planters arrived.

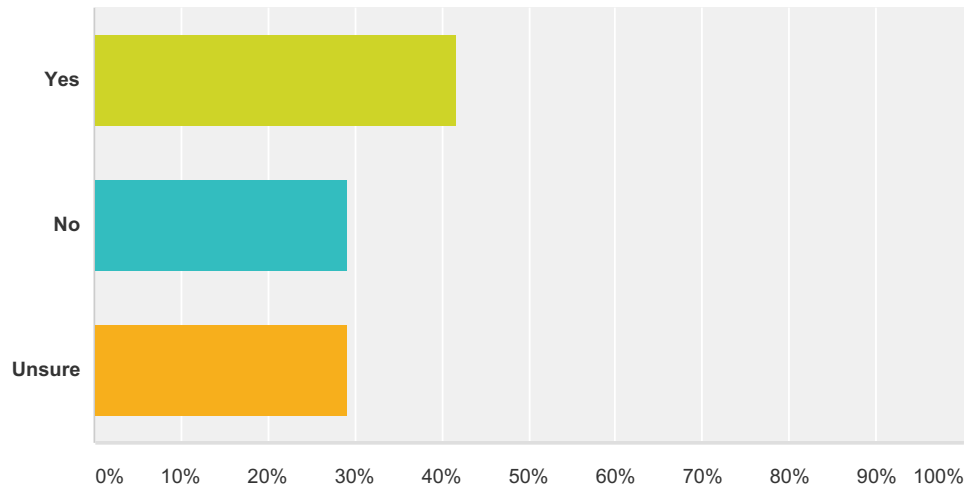
Answered: 23 Skipped: 2



Answer Choices	Responses
Yes	8.70% 2
No	17.39% 4
Unsure	73.91% 17
Total Respondents: 23	

Q11 I feel safer on my street since the NEP.

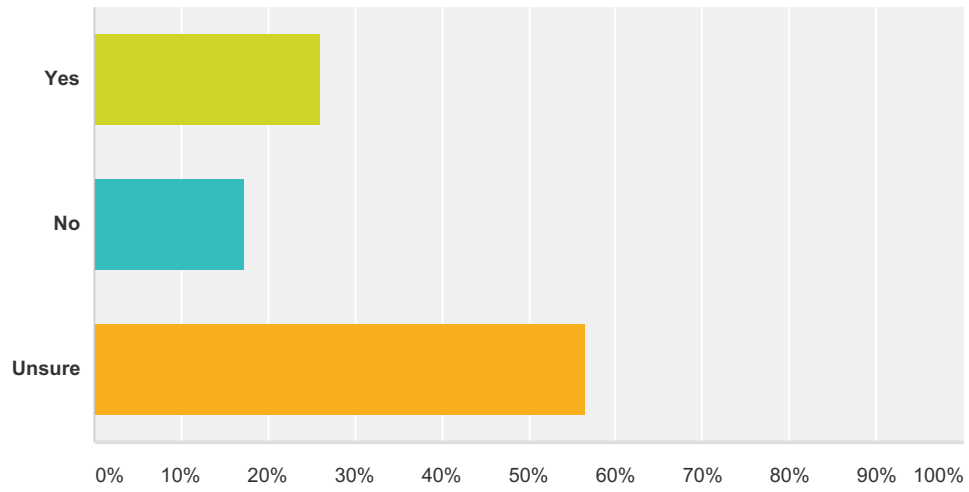
Answered: 24 Skipped: 1



Answer Choices	Responses
Yes	41.67% 10
No	29.17% 7
Unsure	29.17% 7
Total Respondents: 24	

Q12 I think the planters help deter local crime.

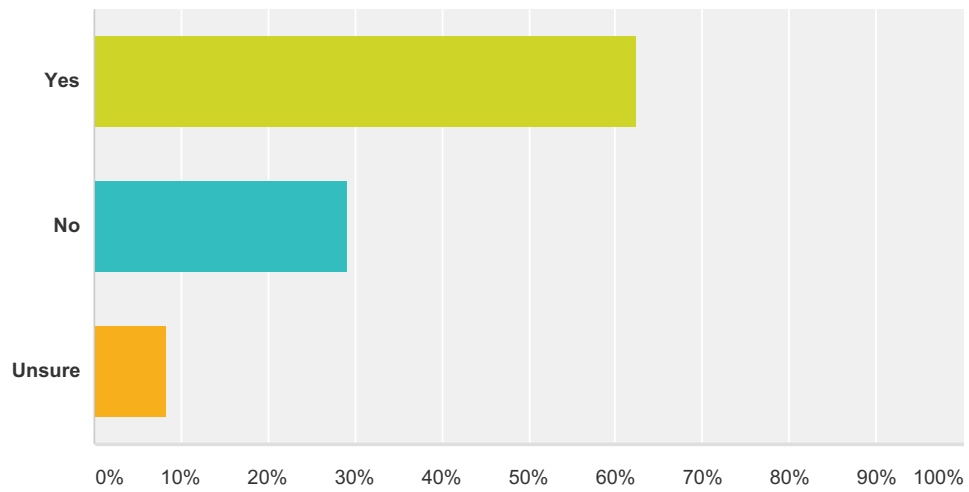
Answered: 23 Skipped: 2



Answer Choices	Responses
Yes	26.09% 6
No	17.39% 4
Unsure	56.52% 13
Total Respondents: 23	

Q13 Being involved with the NEP made me more physically and/or socially active.

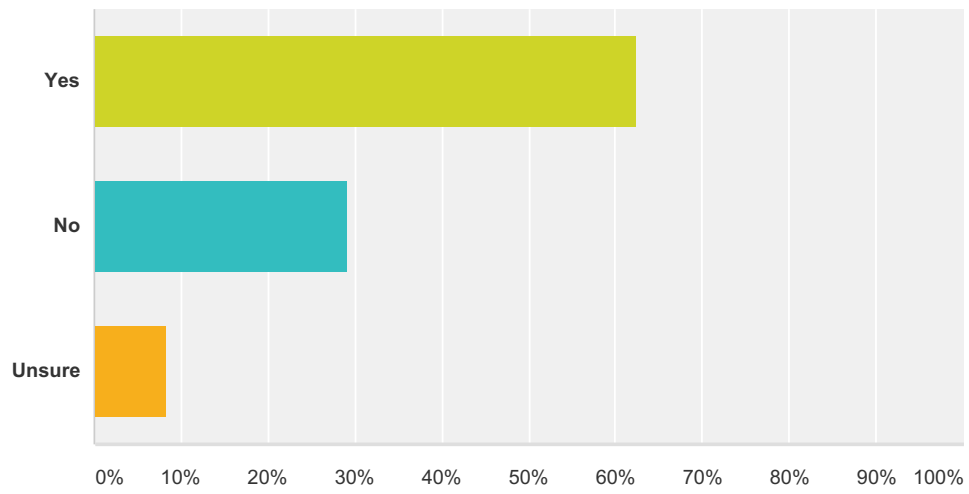
Answered: 24 Skipped: 1



Answer Choices	Responses	
Yes	62.50%	15
No	29.17%	7
Unsure	8.33%	2
Total Respondents: 24		

Q14 Through being involved with the NEP I met new challenges.

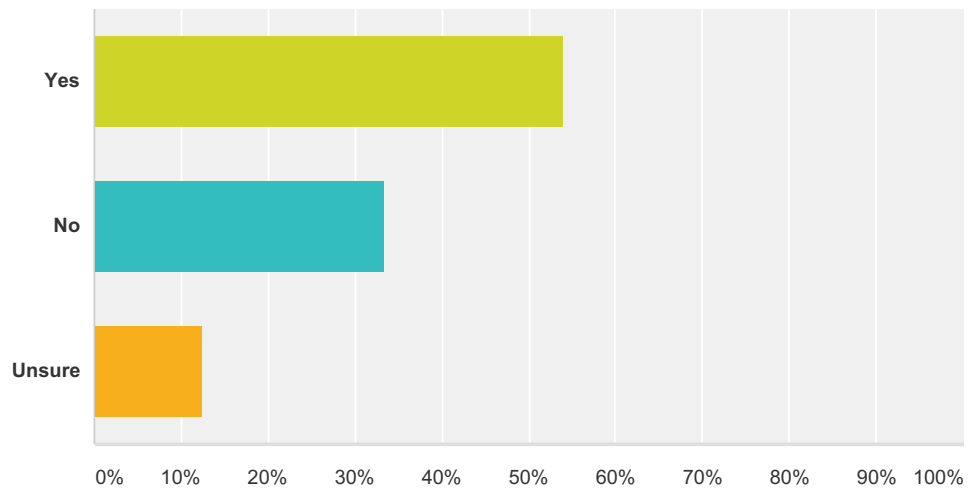
Answered: 24 Skipped: 1



Answer Choices	Responses	
Yes	62.50%	15
No	29.17%	7
Unsure	8.33%	2
Total Respondents: 24		

Q15 Through being involved with the NEP I feel more confident in myself.

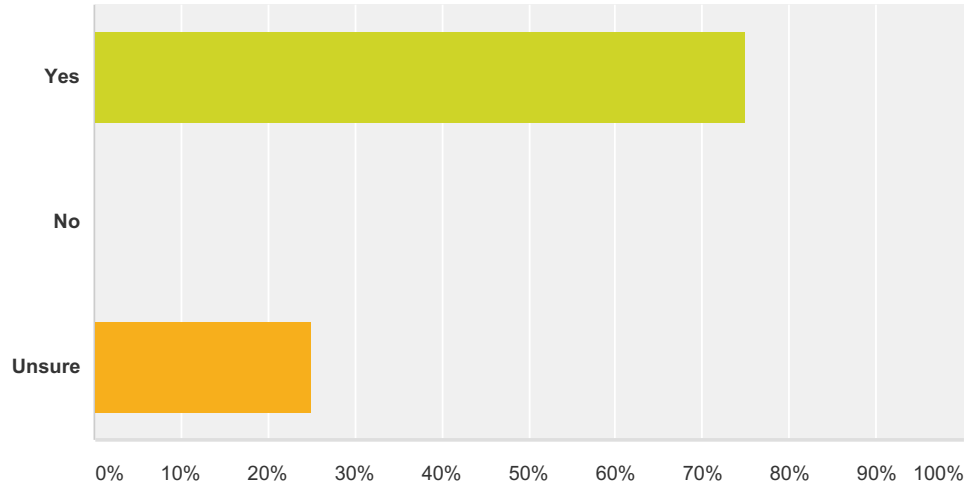
Answered: 24 Skipped: 1



Answer Choices	Responses
Yes	54.17% 13
No	33.33% 8
Unsure	12.50% 3
Total Respondents: 24	

Q16 Through being involved with the NEP local children have learnt about plants and growing.

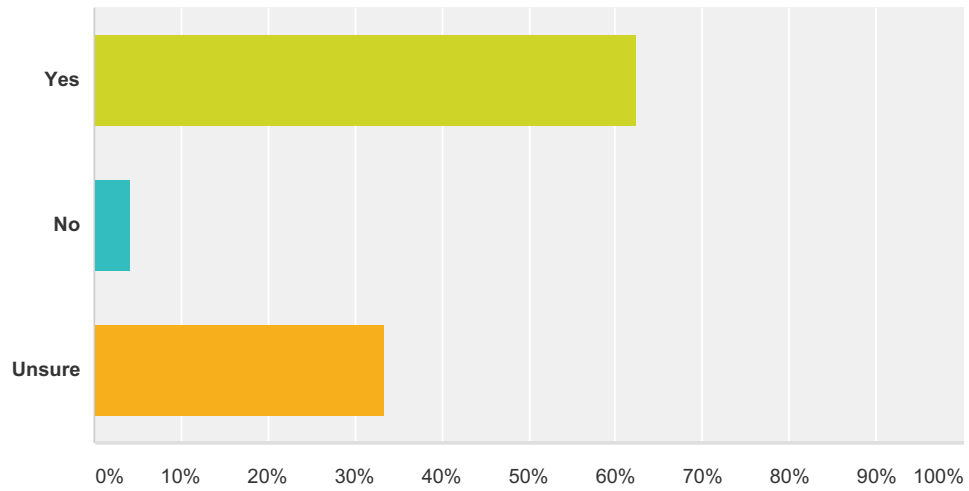
Answered: 24 Skipped: 1



Answer Choices	Responses	Count
Yes	75.00%	18
No	0.00%	0
Unsure	25.00%	6
Total Respondents: 24		

Q17 Local children have become more interested in gardening through their involvement with the NEP.

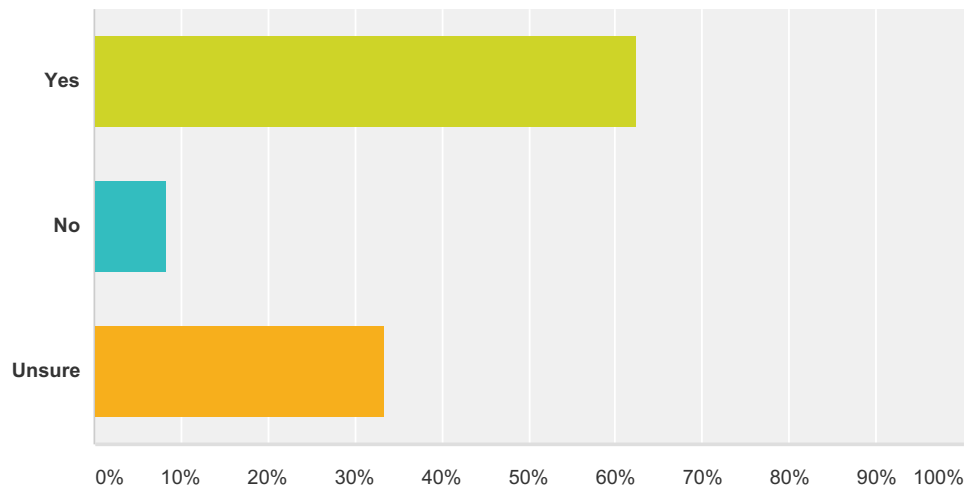
Answered: 24 Skipped: 1



Answer Choices	Responses
Yes	62.50% 15
No	4.17% 1
Unsure	33.33% 8
Total Respondents: 24	

Q18 The NEP has given local children more confidence to play outside.

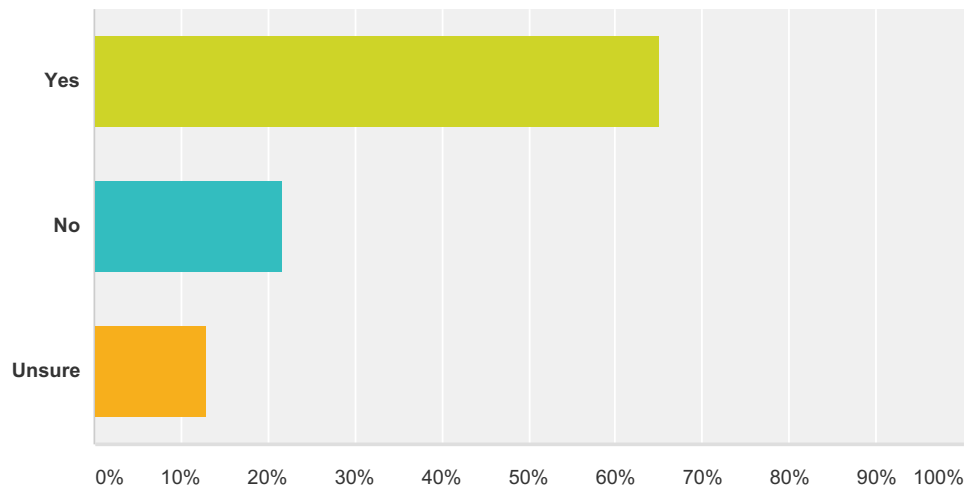
Answered: 24 Skipped: 1



Answer Choices	Responses
Yes	62.50% 15
No	8.33% 2
Unsure	33.33% 8
Total Respondents: 24	

Q19 I've learnt about gardening through my involvement with the NEP.

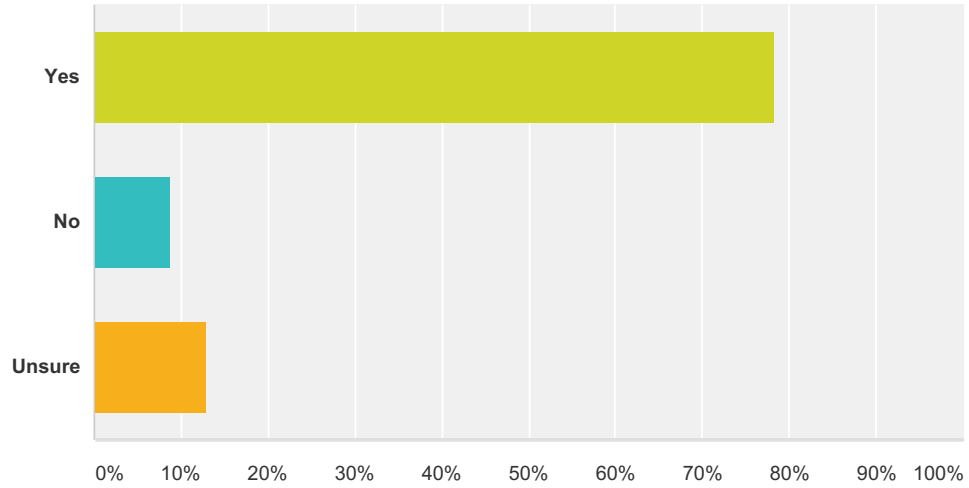
Answered: 23 Skipped: 2



Answer Choices	Responses
Yes	65.22% 15
No	21.74% 5
Unsure	13.04% 3
Total Respondents: 23	

Q20 I've learnt more about my neighbourhood through my involvement with the NEP.

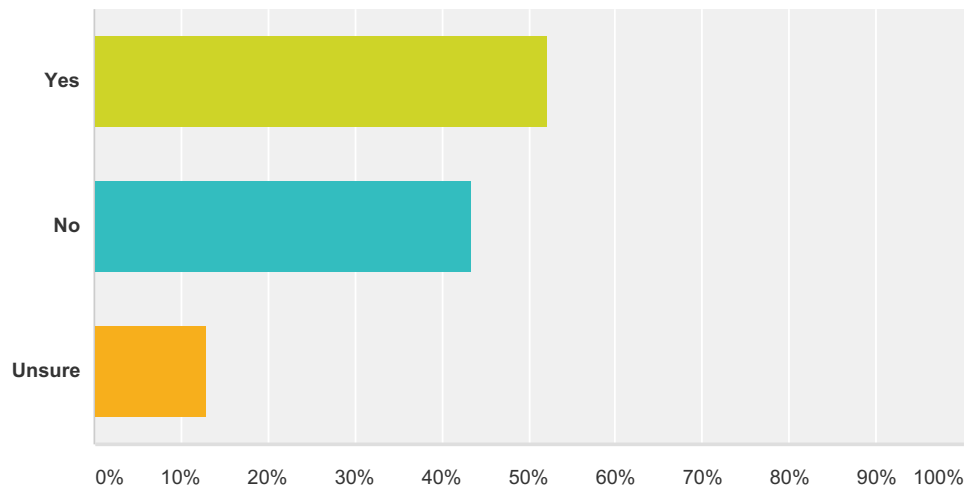
Answered: 23 Skipped: 2



Answer Choices	Responses
Yes	78.26% 18
No	8.70% 2
Unsure	13.04% 3
Total Respondents: 23	

Q21 I've learnt about accessing Lambeth services and/or resources through the NEP.

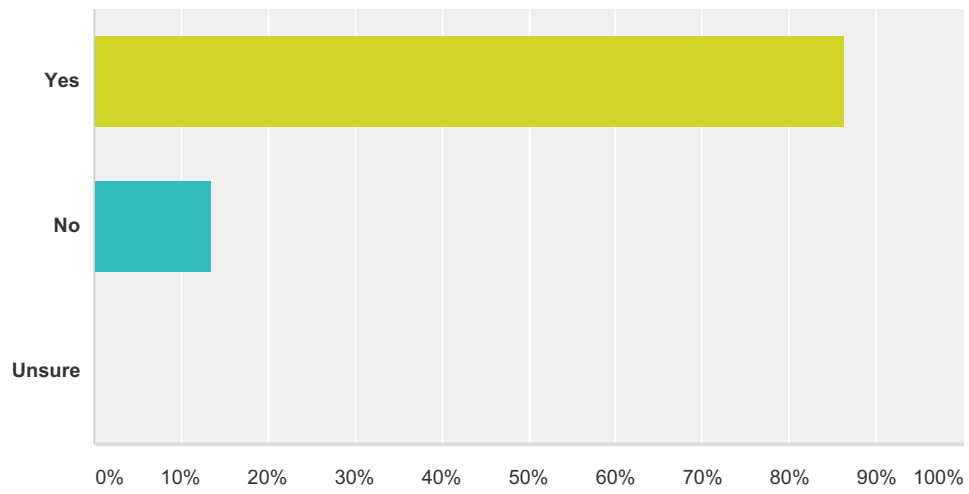
Answered: 23 Skipped: 2



Answer Choices	Responses	
Yes	52.17%	12
No	43.48%	10
Unsure	13.04%	3
Total Respondents: 23		

Q22 Through the NEP I've met new people in my neighbourhood.

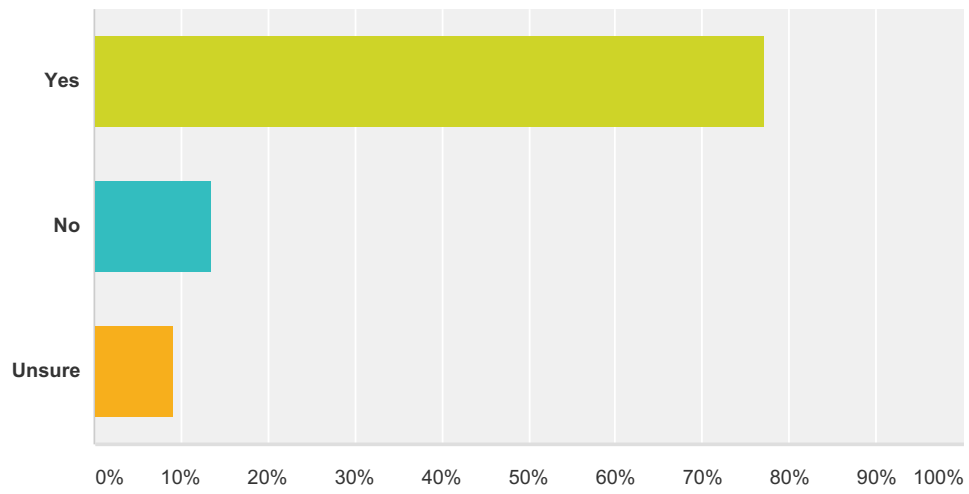
Answered: 22 Skipped: 3



Answer Choices	Responses
Yes	86.36% 19
No	13.64% 3
Unsure	0.00% 0
Total Respondents: 22	

Q23 Through the NEP I've strengthened relationships with neighbours.

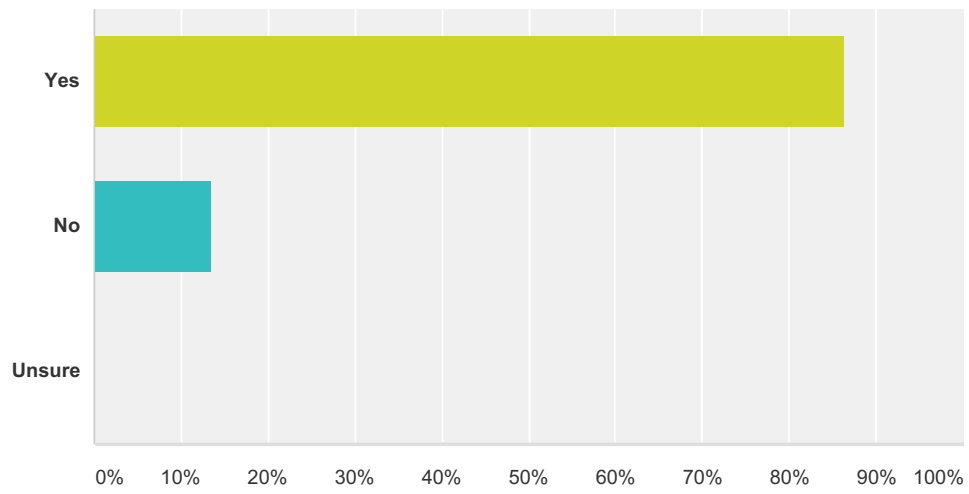
Answered: 22 Skipped: 3



Answer Choices	Responses
Yes	77.27% 17
No	13.64% 3
Unsure	9.09% 2
Total Respondents: 22	

Q24 Through the NEP I feel more part of my local community.

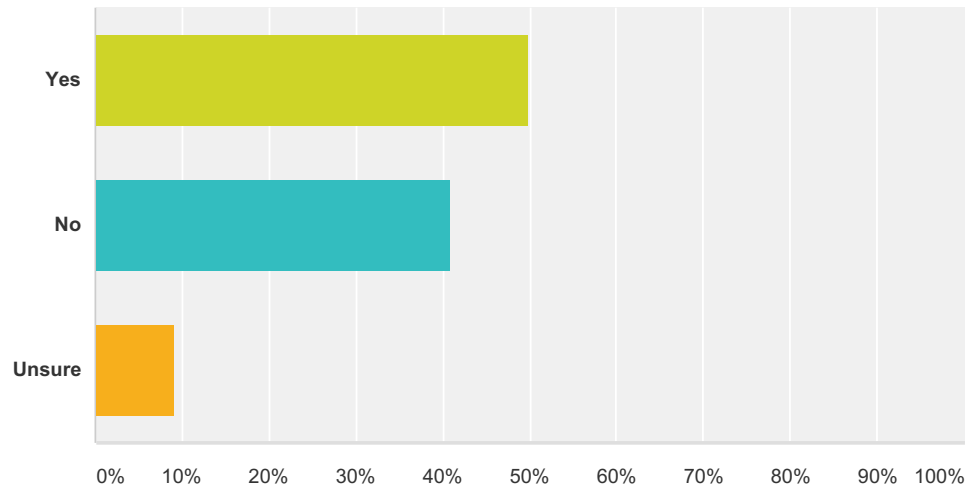
Answered: 22 Skipped: 3



Answer Choices	Responses
Yes	86.36% 19
No	13.64% 3
Unsure	0.00% 0
Total Respondents: 22	

Q25 The NEP has broadened my understanding of age groups other than my own.

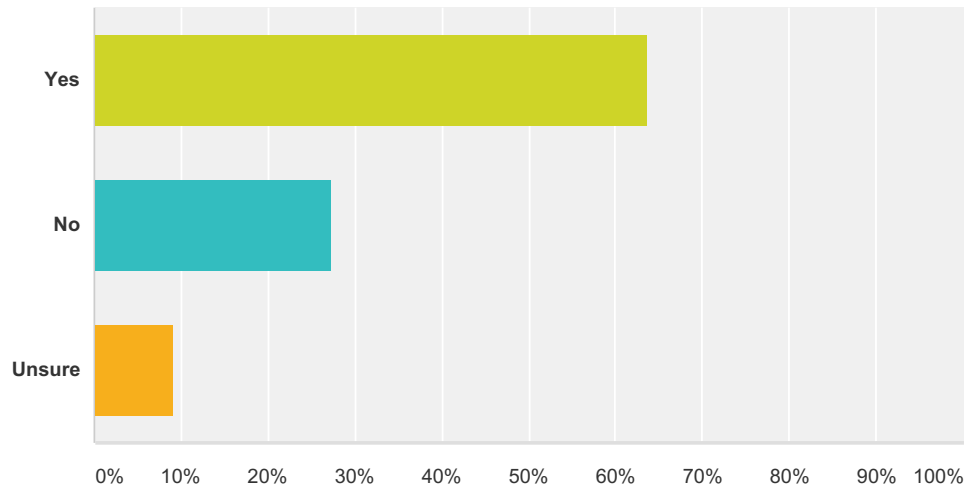
Answered: 22 Skipped: 3



Answer Choices	Responses
Yes	50.00% 11
No	40.91% 9
Unsure	9.09% 2
Total Respondents: 22	

Q26 The NEP has broadened my understanding of social groups other than my own.

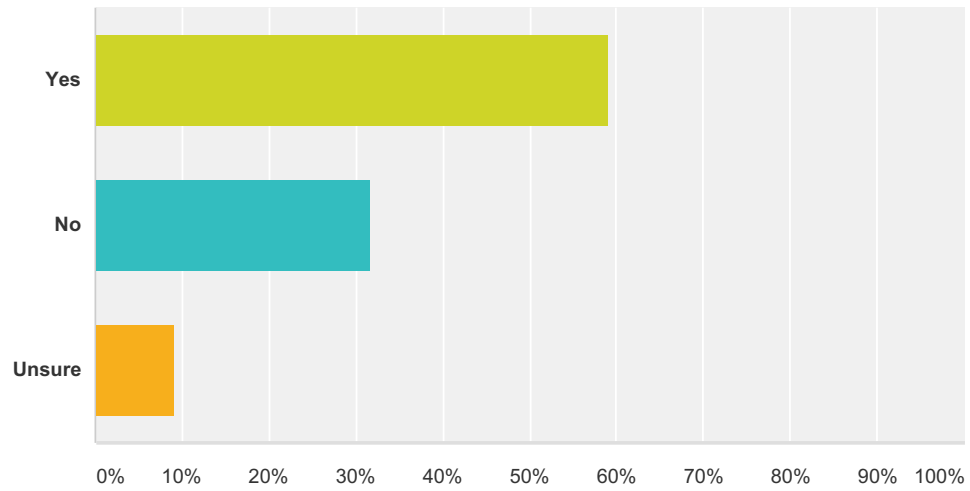
Answered: 22 Skipped: 3



Answer Choices	Responses	
Yes	63.64%	14
No	27.27%	6
Unsure	9.09%	2
Total Respondents: 22		

Q27 The NEP has broadened my understanding of ethnic groups other than my own.

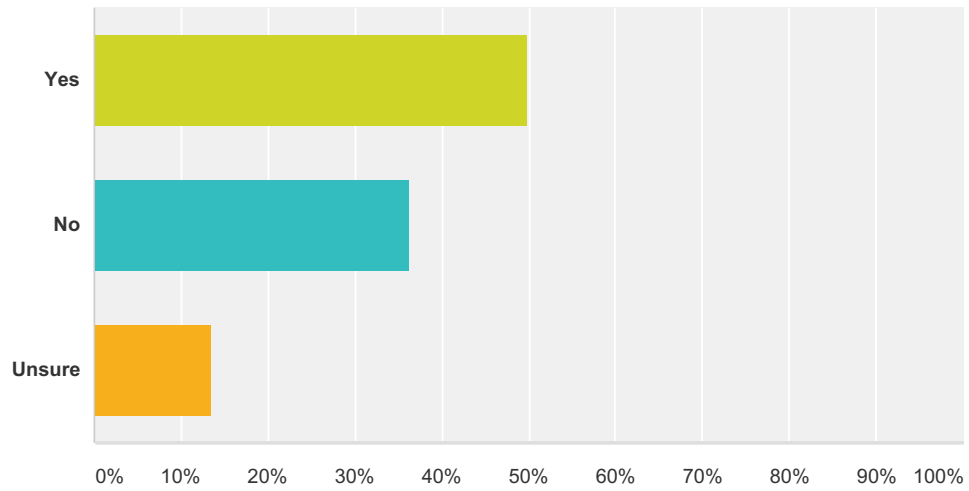
Answered: 22 Skipped: 3



Answer Choices	Responses
Yes	59.09% 13
No	31.82% 7
Unsure	9.09% 2
Total Respondents: 22	

Q28 The NEP has helped me understand better what my strengths and/or interests are.

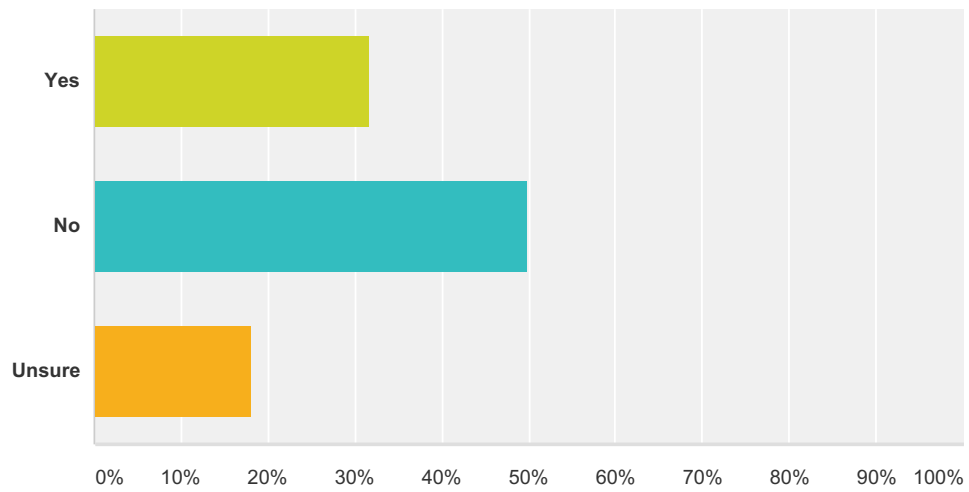
Answered: 22 Skipped: 3



Answer Choices	Responses
Yes	50.00% 11
No	36.36% 8
Unsure	13.64% 3
Total Respondents: 22	

Q29 Being involved in the NEP has taught me new work or study related skills.

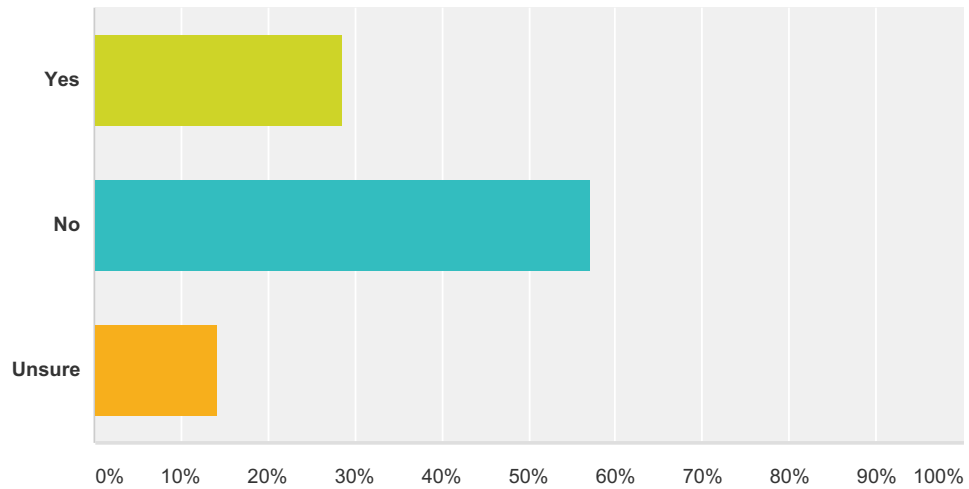
Answered: 22 Skipped: 3



Answer Choices	Responses
Yes	31.82% 7
No	50.00% 11
Unsure	18.18% 4
Total Respondents: 22	

Q30 Being involved in the NEP has made me more confident about jobs or courses I might apply for.

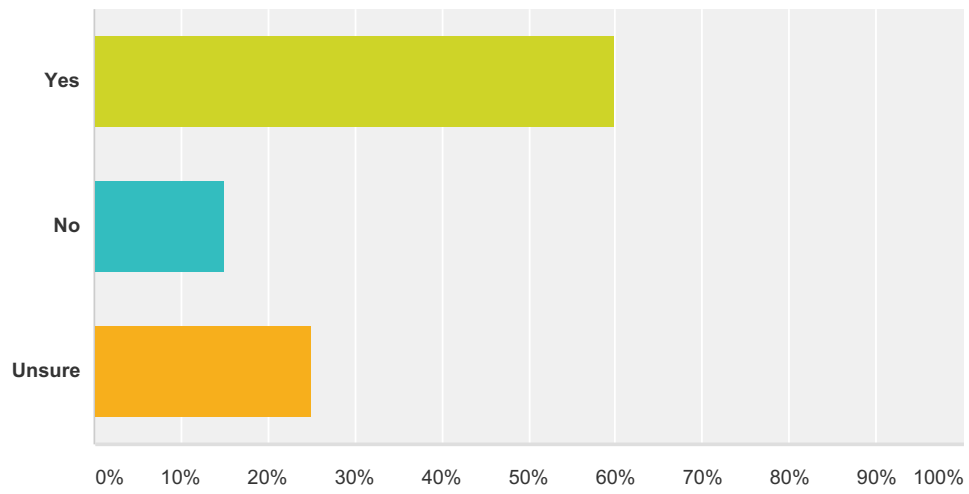
Answered: 21 Skipped: 4



Answer Choices	Responses	
Yes	28.57%	6
No	57.14%	12
Unsure	14.29%	3
Total Respondents: 21		

Q31 I feel my local issues were heard and addressed by Father Nature.

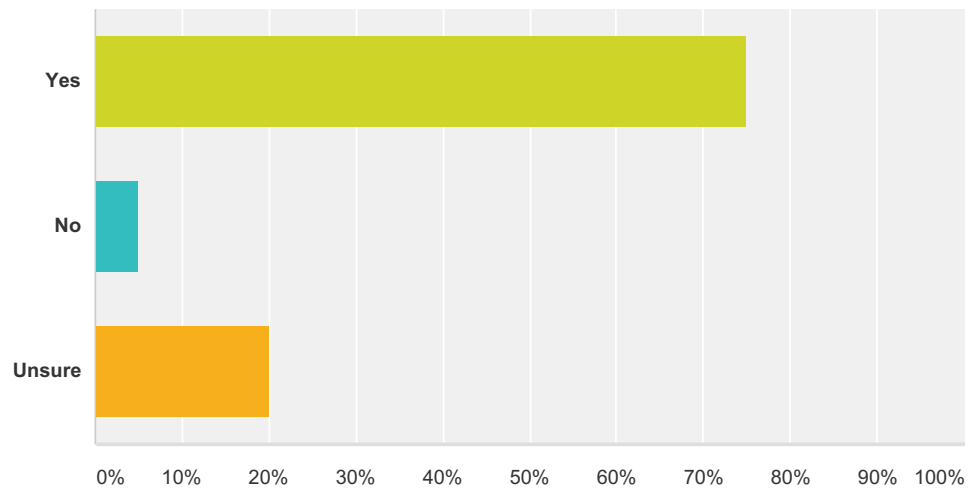
Answered: 20 Skipped: 5



Answer Choices	Responses
Yes	60.00% 12
No	15.00% 3
Unsure	25.00% 5
Total Respondents: 20	

Q32 I felt I was kept informed and involved as the NEP work progressed.

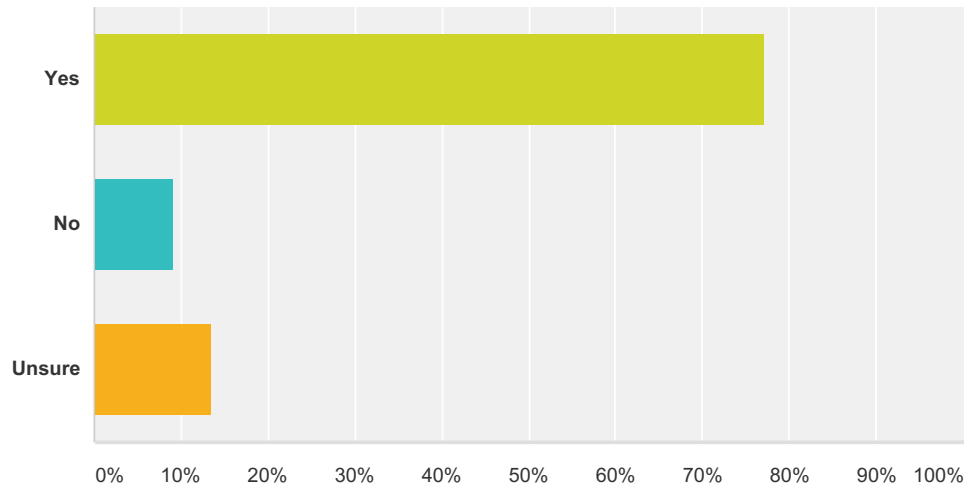
Answered: 20 Skipped: 5



Answer Choices	Responses
Yes	75.00% 15
No	5.00% 1
Unsure	20.00% 4
Total Respondents: 20	

Q33 I felt confident the NEP would be achieved with Father Nature on board.

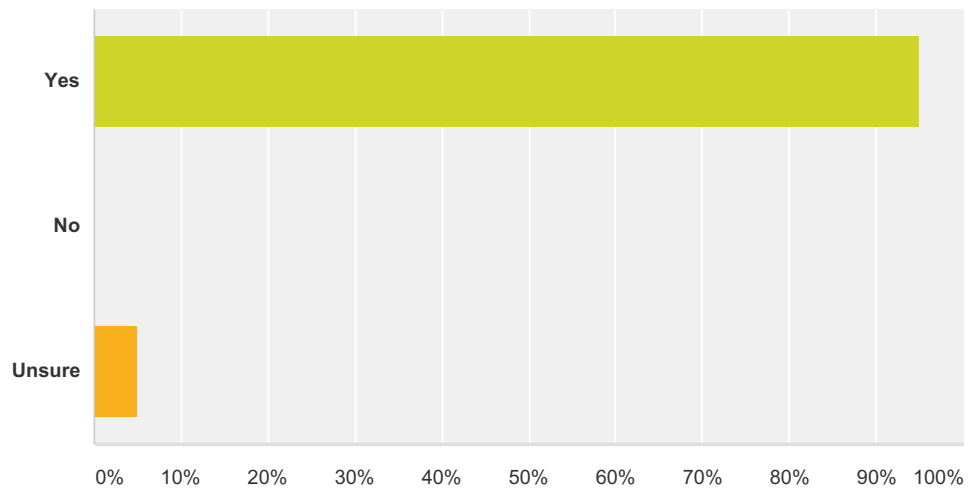
Answered: 22 Skipped: 3



Answer Choices	Responses
Yes	77.27% 17
No	9.09% 2
Unsure	13.64% 3
Total Respondents: 22	

Q34 Father Nature workers were courteous and polite.

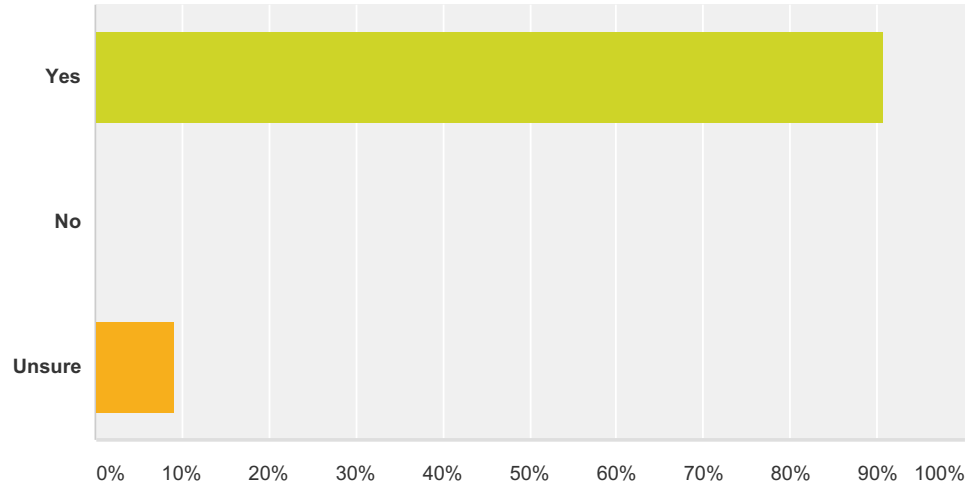
Answered: 20 Skipped: 5



Answer Choices	Responses
Yes	95.00% 19
No	0.00% 0
Unsure	5.00% 1
Total Respondents: 20	

Q35 I would like to see Father Nature running more community gardening projects in Lambeth.

Answered: 22 Skipped: 3



Answer Choices	Responses
Yes	90.91% 20
No	0.00% 0
Unsure	9.09% 2
Total Respondents: 22	

**Q36 Please tell us the location of the NEP
planter/s nearest to you.**

Answered: 19 Skipped: 6

Q37 Do you have any further comments, or ideas for further community gardening projects? Please tell us in the space below.

Answered: 11 Skipped: 14

Q38 Name:

Answered: 12 Skipped: 13

Q39 Address and/or Email

Answered: 12 Skipped: 13

Q40 Contact telephone number:

Answered: 8 Skipped: 17